



PreSchool 4&5 Year Olds

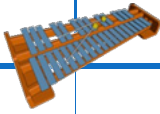


Monday

2

Rhombus

Art: Rhombus Person
Kindle Play
We'll Draw Shapes with
Chalk Outside
Large Motor: Shape Dance



Tuesday

3

Trapezoid

Art: Trace a Trapezoid
Let's Go on a Shape Hunt
Play Doh Fun
Large Muscle: Walk and
Balance
Weekly Readers



Wednesday

4

Parallelograms

Art: Paint a Parallelogram
FingerPlay: "What Am I
Making?"
Game: Twister
Show & Tell Shapes



Thursday

5

**Cinco De Mayo
Pentagon**

Art: Draw a Pentagon
Journal: Shape Fun
Math: Shape Completion
Sensory Table: Water Fun
The #7 for Seven Shapes



Friday

6

Hexagon

Art: Finger Paint Hexagon
Building Shapes with Our
Blocks
Let's Pretend to Be Bakers
We'll Play Shape Bingo
Sunday is Mother's Day!



9

Art: April Showers Bring May
Flowers
Creating Play Doh Flowers
FingerPlay: "Flower Play"
Journal: My Flowers
Let's Pretend We're Florists
Science: Parts of a Flower



10

Art: Handprint Flowers
Discussion: What Does a
Flower Need to Live?
Math: Flower Measuring
The Letter "J" for Jug
We'll Create Flowers with
K'Nex




11

Art: Dandelions
Discussion: What's Your
Favorite Flower?
Planting Flowers
Sensory Table Fun with
Watering Cans
*Show & Tell Something
Relating to Flowers*



12

Art: Cupcake Liner Flowers
Kindle Play
Discussion: What is a
Greenhouse?
Let's Build a Greenhouse with
Our Blocks
The #8 for Eight Flowers



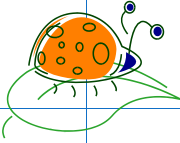
13

Art: Cherry Blossoms
Game: Hide the Flowers
Let's Pretend to Garden
We'll Take a Walk to Look at
the Flowers
Weekly Readers
Cooking Project: Dirt



16

Art: Bumblebees
Discussion: The Jobs of Bees
Journal: Our Favorite Bugs
Let's Build a Beehive
Song: "Baby Bumblebee"
We'll Go on a Bug Hunt



17

Art: Ladybug Magnets
Discussion: Why Do We Need
Bugs?
Cooking Project: Ants on a
Log
Math: Ladybug Houses
The Letter "I" for Insects
We'll Look for Ladybugs




18

Art: Snail
Discussion: Differences
Between Bugs & Spiders
*Show & Tell Your Favorite
Bug*
We'll Build an Ant Farm with
Our Blocks




19

Art: Fingerprint Bugs
Discussion: Our Favorite
Bugs
Journal: Spiders
Game: Cooties
Sensory Table: Bug Fun
The #9 for Nine Bugs



20

Art: Spiders
Spider Match
Sensory Table Fun with
Spider Webs
Discussion: Are You Afraid of
Spiders?
Weekly Readers



23

Art: Germs
Science: Washing Hands
Discussion: Why Germs Can
Make Our Body
Unhealthy
Book: "Sick Simon"



24

Art: Doctor Bag
Discussion: Why Do We Go to
the Doctor & Dentist?
Let's Pretend to Be Doctors
We'll Exercise to Stay Healthy
The Letter "Rr" for Run



25

Art: Healthy and Unhealthy
Foods
Let's Pretend to Grocery Shop
Water Table Fun!
The #10 for Ten Fruits
Kindle Play
Show & Tell Something Healthy



26

Art: Skeleton
We'll Build a Farmer's Market
with Our Blocks
Discussion: Why Should We
Eat Healthy?
Science: Looking at Fruits &
Vegetables
Let's Play Restaurant



27

Art: Healthy Foods
Discussion: What's Your
Favorite Exercise?
Math: People Sort
Journal: Healthy Me
Weekly Reader



30

Memorial Day!



31

Art: Foil Painting
Math: Measuring Art Tools
We'll Pretend to Paint the
Classroom
The Letter "Aa" for Art



THEMES:

- 1.) Shapes
- 2.) May Flowers
- 3.) Insects & Spiders
- 4.) Health
- 5.) Art/Colors



PreSchool Four & Five Year Olds Songs & FingerPlays for May

One Blue Square

{Three Blind Mice}

One Blue Square, One Blue Square, See How It's Shaped, See How It's Shaped
Four Big Corners It Does Have, Four Big Corners It Does Have
One Blue Square, One Blue Square

What Am I Making?

This is a Circle (Draw Circle in the Air)
This is a Square (Draw Square in the Air)
Who Can Tell Me? What I'm Making There (Draw Another Shape in the Air)

The Seed Cycle

{The Farmer in the Dell}

The Farmer Sows His Seeds; The Farmer Sows His Seeds
Hi-Ho the Dairy-O, the Farmer Sows His Seeds

*Additional Verses

[The Winds Begin to Blow]; [The Rain Begins to Fall]
[The Sun Begins to Shine]; [The Seeds Begin to Grow]
[The Plants Grow Big & Tall]; [The Farmer Cuts His Corn]
[He Puts It in His Barn]; [And Now the Harvest is In]

Flower Play

If I Were a Little Flower, Sleeping Underneath the Ground (Curl Up)
I'd Raise My Head & Grow & Grow (Raise Head & Begin to Grow)
And Stretch My Arms & Grow & Grow (Stretch Arms)
And Nod My Head and Say (Nod Head)
"I'm Glad to See You All Today"

Butterfly, Butterfly

{Twinkle, Twinkle Little Star}

Butterfly, Butterfly Fly Away, You Were a Caterpillar Yesterday
Butterfly, Butterfly, You Never Stay, Ever Flying to a New Day
Butterfly, Butterfly Fly Away, You Were a Caterpillar Yesterday

Mr. Bee

Here is the Beehive (Cup Hands Together)
Where are the Bees?
Soon They'll Come Out of Their Hive
1,2,3,4,5 (Hold Up Fingers One at a Time)
Buzz! (Wiggle Fingers) Buzz, Buzz, Mr. Bee
Have You Any Honey?
Yes Ma'am, Yes Ma'am, I Sure Do
Some for Your Bread, Some for Your Cookies
And Some to Taste Just on Your Finger

My Body

{Where is Thumbkin?}

This is My Body, This is My Body
It's the Only One I've Got, It's the Only One I've Got
I'm Going to Take Good Care of It, I'm Going to Take Good Care of It
Yes I Am, Yes I Am

Brushing Teeth

I jiggle the toothbrush again & again (pretend to brush teeth)
I Scrub All My Teeth for Awhile; I Swish the Water to Rinse Them (Puff Out Cheeks to Swish)
And Then I Look at Myself & I Smile (Smile at One Another)

Let's Pretend

{Here We are Together}

Let's Pretend That We are Artists, are Artists, are Artists
Let's Pretend That We are Artists, How Happy We'll Be
We'll Paint with Our Brushes, and Draw with Our Crayons
Let's Pretend That We are Artists, How Happy We'll Be

Painting

Hands are Blue (Look at Outstretched Hands)
Hands are Green, Fingers are Red, in Between (Wiggle Fingers)
Paint on My Face (Touch Face); Paint on My Smock (Touch Smock)
Paint on My Shoes (Touch Shoes); Paint on My Socks (Touch Socks)